



TANATARA

BUSINESS AVENUE



Land of the Stars

Tanatara represents the union of earth and sky,
an innovative place designed to foster growth, innovation, and possibilities.

Similar to aligned stars on the horizon, each element is intentionally created to support entrepreneurs, creators, and visionaries in achieving lasting success, building meaningful connections, and shaping a brighter future.

Here, every step forward is grounded in strong foundations and illuminated by strategic potential—a constellation of opportunity within one exceptional space.



A Premier Spot for Business to Succeed

With a strategic location that ensures maximum exposure, it is the perfect place for established brand owners and rising entrepreneurs to gain an impactful brand launch to the public and reaching more people through brand expansion.



Exceptional Location



To Eastvara

ROW 50



To Grand Lucky

Main Boulevard with ROW 50

Gading Serpong

Terravia Residence

Gading Serpong

Armont Residence

Tanakayu Residence

ROW 50

ROW 50

ROW 50

Eonna
Residence

Future Development

Future Development

All Units Facing Boulevard

Next to Tanakayu Residence



Unique & Elegant Façade Design





Superior Signage Visibility

Providing maximized facade visibilities and prominent monolith signage to amplify the brand presence with outstanding public recognition.

Double Layer Parking Convenience

TANATARA BUSINESS AVENUE
BORCELLE



GOOD TIMES

BLOOMING GOWNY

CUPS.CO

Dynamic Alfresco Spaces



Two Types of Dynamic Alfresco Spaces

Upper-Level Al-Fresco



Lower-Level Al-Fresco



CUPS.CO

BORCELLE

BLAZE

MODA KAFE

Double Volume Entrance





A Space that Encourages
Ideas and Collaboration



Thoughtfully Designed
for Effortless Connection

Caldero



Where Comfort
meets Daily Rhythms



△OXD

Immersive Spaces
for Limitless Fun

Side View

TANATARA BUSINESS AVENUE

Upper-Level Alfresco



Side View

TANATARA BUSINESS AVENUE

Lower-Level Alfresco



Siteplan



Site Plan



- Studio Loft Type C1 6x20.5 Corner
- Studio Loft Type C2 6x20.5 Std
- Studio Loft Type D 6x20.5 Std






Site Plan

Cluster Tanakayu

Asterra Business Park



ROW 50

-  Studio Loft Type C1 6x20.5 Corner
-  Studio Loft Type C2 6x20.5 Std
-  Studio Loft Type D 6x20.5 Std



Future Development

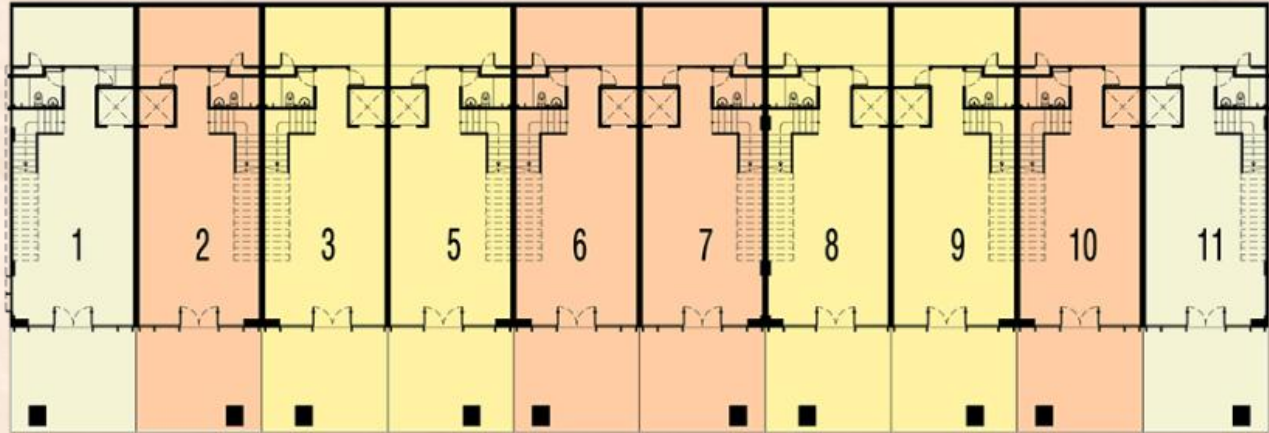
Blockplan



BLOCKPLAN
Block F



TIPE C1 6 x 20.5 ALFRESCO	TIPE C2 6 x 20.5 ALFRESCO	TIPE D 6 x 20.5 ALFRESCO	TIPE D 6 x 20.5 ALFRESCO	TIPE C2 6 x 20.5 ALFRESCO	TIPE C2 6 x 20.5 ALFRESCO	TIPE D 6 x 20.5 ALFRESCO	TIPE D 6 x 20.5 ALFRESCO	TIPE C2 6 x 20.5 ALFRESCO	TIPE C1 6 x 20.5 ALFRESCO
---	---	--	--	---	---	--	--	---	---



BLOCKPLAN
Block G



TIPE	TIPE	TIPE	TIPE	TIPE	TIPE	TIPE	TIPE
C1	C2	C2	C2	D	D	C2	C1
6 x 20.5	6 x 20.5	6 x 20.5	6 x 20.5	6 x 20.5	6 x 20.5	6 x 20.5	6 x 20.5
ALFRESCO	ALFRESCO	ALFRESCO	ALFRESCO	ALFRESCO	ALFRESCO	ALFRESCO	ALFRESCO



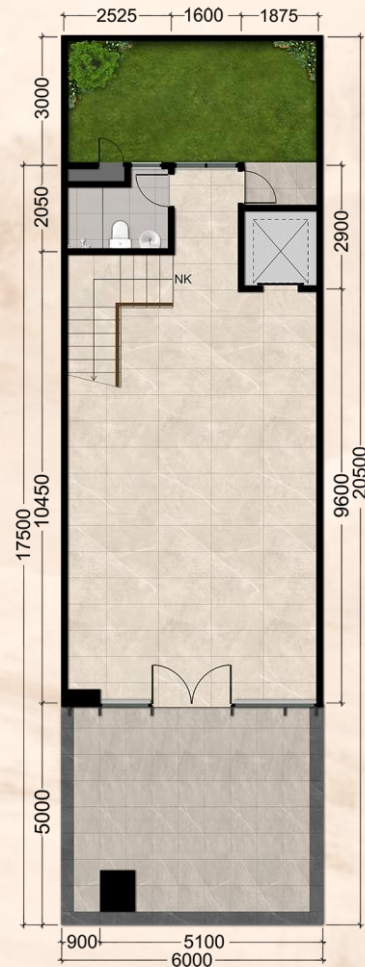
Floorplan



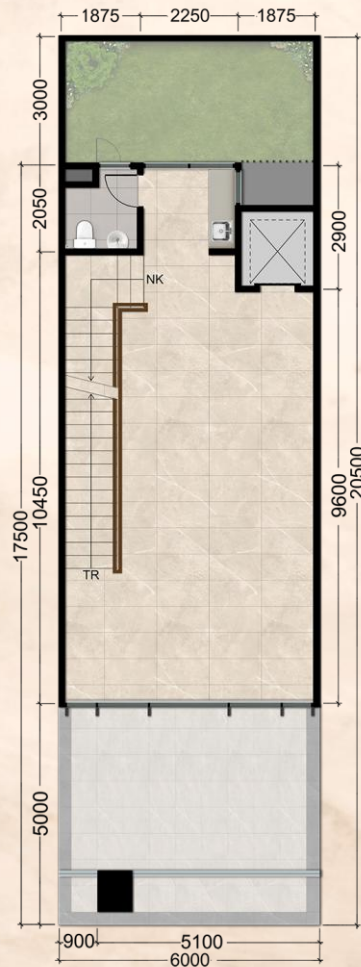
FLOORPLAN

Studio Loft Type C

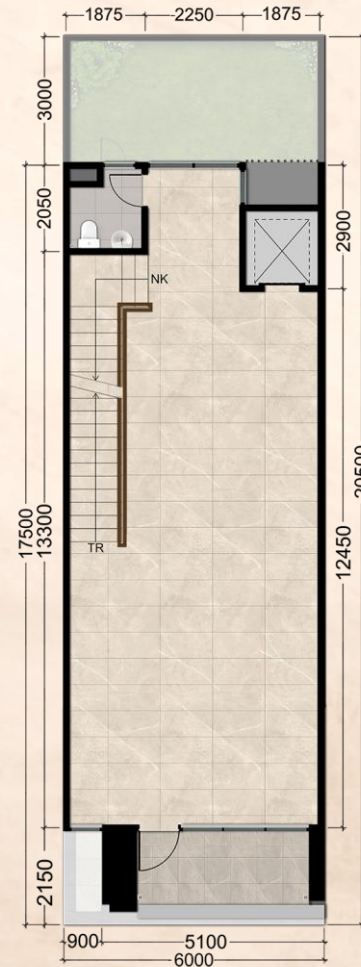
6x20,5



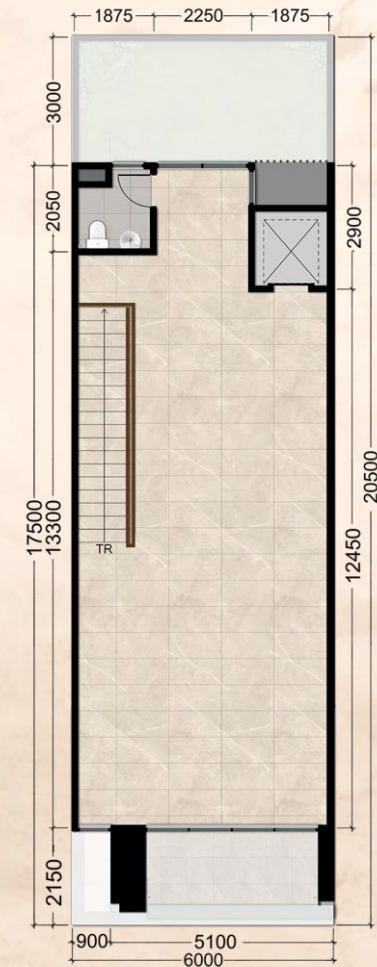
Ground Floor



1st Floor



2nd Floor



3rd Floor

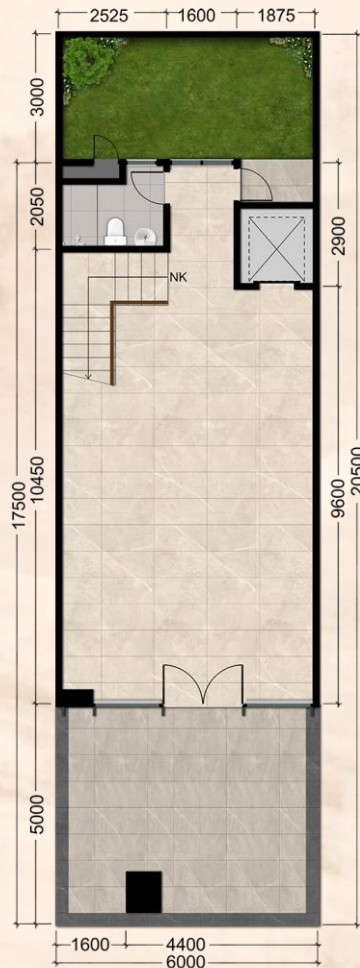
Please refer to the blockplan for the exact location of the stairs for each unit

Disclaimer : This information contained here in is subject cannot part of an offer or contract. While every reasonable care has been taken in providing this information, the owner or its agent cannot be held responsible for any inaccuracies. Whilst we believe the contents of this advertisement to be correct and accurate at time of print, they are not to be regarded as statements or representations of fact. Illustrations in this advertisement are artist's impressions which serve only to given an approximate idea of the project. All Artist's impressions are subject to any amendments as may be approved by the relevant authorities.

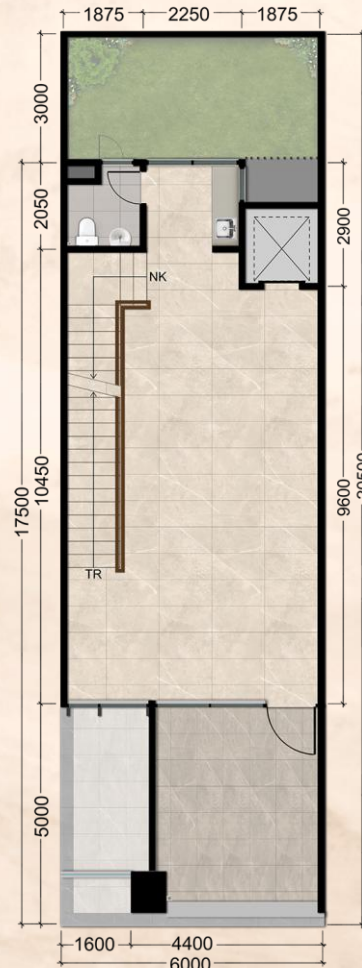
FLOORPLAN

Studio Loft Type D

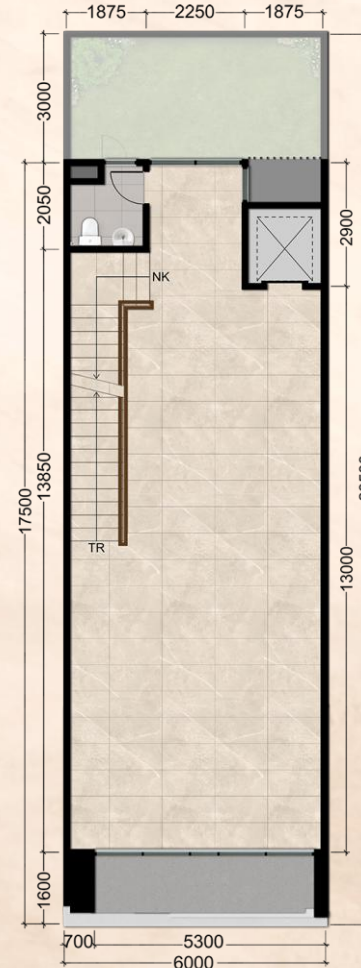
6x20,5



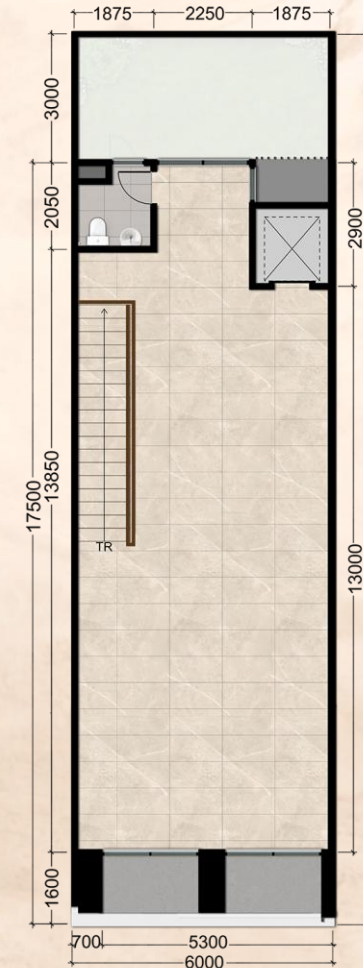
Ground Floor



1st Floor



2nd Floor



3rd Floor

Please refer to the blockplan for the exact location of the stairs for each unit

Disclaimer : This information contained here in is subject cannot part of an offer or contract. While every reasonable care has been taken in providing this information, the owner or its agent cannot be held responsible for any inaccuracies. Whilst we believe the contents of this advertisement to be correct and accurate at time of print, they are not to be regarded as statements or representations of fact. Illustrations in this advertisement are artist's impressions which serve only to given an approximate idea of the project. All Artist's impressions are subject to any amendments as may be approved by the relevant authorities.

Adaptable Spaces Ideal for Various Businesses



& many more...

Building Outline Specifications*

FOUNDATION

Pile Foundation

MAIN STRUCTURE

Reinforced Concrete

WALL

Brick / Aerated Autoclaved Concrete (AAC) with plaster and paint

CEILING

Gypsum Board

ROOF

Zincalume / Metal Roof with insulation

DOOR & WINDOW

Main Entrance Door

Aluminium Frame with Glass

Window

Aluminium frame with Glass

FACADE

Modified Clay Materials, Aluminium Composite Panel, Aluminium Frame with Glass, Homogeneous Tile

FLOOR

Terrace

Non-Slip Homogeneous Tile

Indoor Area

Homogeneous Tile

Toilet

Non-Slip Homogeneous Tile

SANITARY

American Standard/ Equivalent

ELECTRICITY

13.200 VA

ELEVATOR

Capacity 6 persons

INTERNET NETWORK

Fiber Optic

WATER SUPPLY

PAM

TELEPHONE

1 Line

*Specification and material can change without any further notice

DISCLAIMER: The information contained herein is subject and cannot form part of an offer or contract. While every reasonable care has been taken in providing this information, the owner or its agent cannot be held responsible for any inaccuracies. Whilst we believe the contents of this book to be correct and accurate at time of print, they are not to be regarded as statements or representations of fact. Illustrations in the book are artist's impressions which serve only to give an approximate idea of the project. All artist's impressions are subject to any amendments as may be approved by the relevant authorities.

Key Highlights

- Exceptional Location
- All Units Facing Boulevard
- Main Boulevard with ROW 50
- Surrounded by Premium Residentials
- Unique and Elegant Façade Design
- Superior Signage Visibility
- Double Layer Parking Convenience
- Dynamic Alfresco Spaces
- Double Volume Entrance





TANATARA

BUSINESS AVENUE

